

DONALD E. CLINE ELEMENTARY

Implementing Ready to Learn small groups and
the impact on office referrals and MAP scores

Gabrielle Wuebben



OVERVIEW

- Demographics
- Baseline data
- Goals
- What did students receive?
- Results and Implications
- Next steps



DEMOGRAPHICS

■ Enrollment: 316 Students

- Caucasian/Non-Hispanic: 84.5%
- African American: 3.8%
- Hispanic: 2.8%
- Asian/Pacific Islander: 3.5%
- Native American: 0%
- Multiracial: 4.4%
- Free/reduced lunch: 47.7%



MISSION

- **The mission of Donald E. Cline Elementary School Counseling program is to provide equal access for all students to a data-driven comprehensive school counseling program delivered by certified professional school counselors that meets the needs of every student. The comprehensive school counseling program collaborates with stakeholders to meet students' developmental needs as identified through needs assessments, to deliver interventions using evidence-based programs, and evolves through data analysis of outcomes. As a result, all students will be able to identify personal strengths that can be applied to achieve their academic, career, and personal/social goals, and become lifelong learners.**

BASELINE DATA

- Data from 1st Trimester
 - K office referrals = 16
 - 2nd grade office referrals = 26
 - Individual MAP score data for grade 1

- Groups Made up of:
 - K group: 4 students
 - 3 males
 - 1 female

 - 2nd grade groups: 12 students
 - 7 males
 - 5 females

 - 1st grade groups: 12 students
 - 9 males
 - 3 females

GOALS

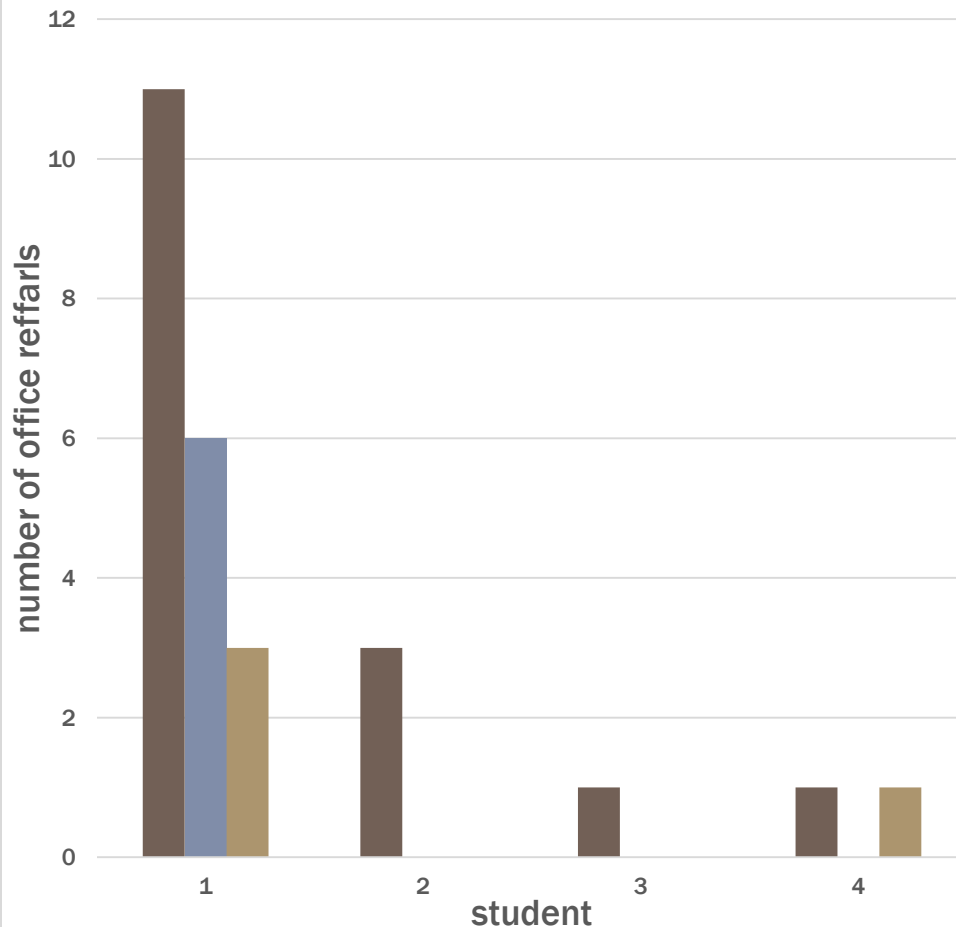
- Reduce the number of office referrals by 50 % for identified students in kindergarten, from 16 events to no more than 8 events in the 3rd trimester.
- Reduce the number of office referrals by 50 % for identified students in the 2nd grade, from 27 events to no more than 14 events in the 3rd trimester.
- Identified 1st grade non-IEP students will increase their RIT value by 16 points. Identified 1st grade IEP students will increase their RIT value by 4 points.

RTL SMALL GROUPS

- First 8 weeks lessons were taken from the Ready To Learn (Student Success Skills) curriculum to increase the understanding of the skills for learning
- Second 8 weeks lessons were using games to reinforce the skills for learning
- Skills for learning
 - Focusing attention
 - Listening
 - Being assertive
 - Using self-talk
 - Increasing memory
 - Body control
 - Team Work

RESULTS

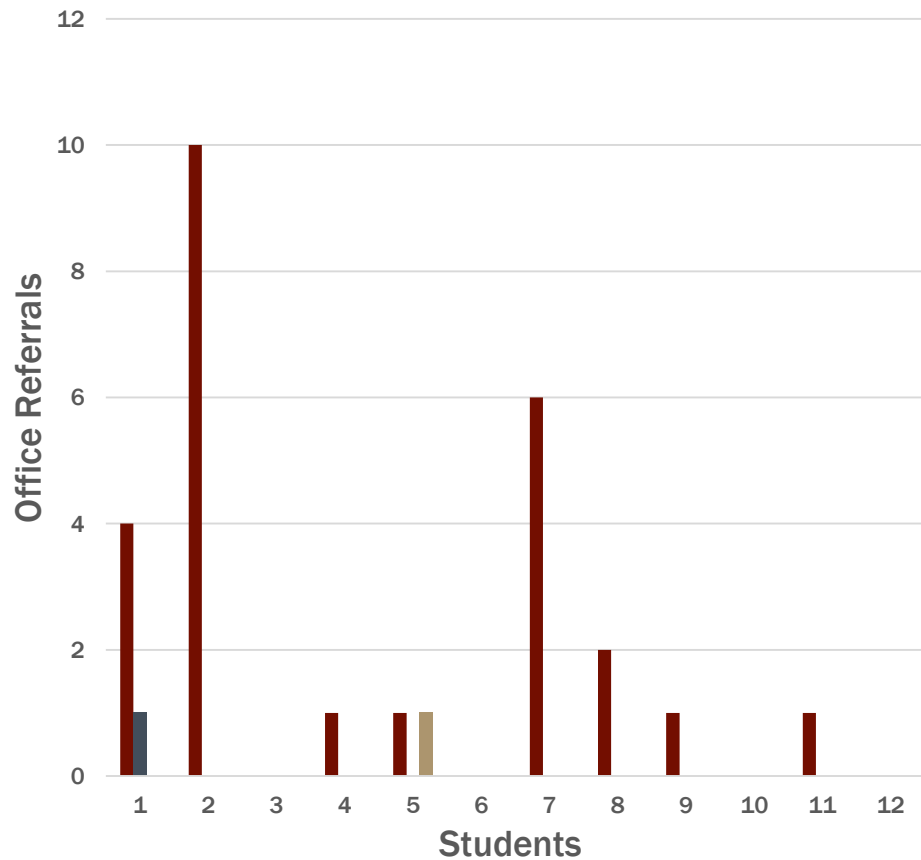
Kindergarten



- During the 3rd trimester these students had a total of 4 office referrals, which is one fourth the number of referrals of the 1st trimester.
- This by far surpasses the goal of reducing the office referrals by one half.

RESULTS

2nd Grade



- During the first trimester this group of identified students had a total of 26 office referrals as a whole. At the end of the 3rd trimester there was only one office referral made for this group of students.
- This by far surpasses the goal of reducing the office referrals by one half.

RESULTS

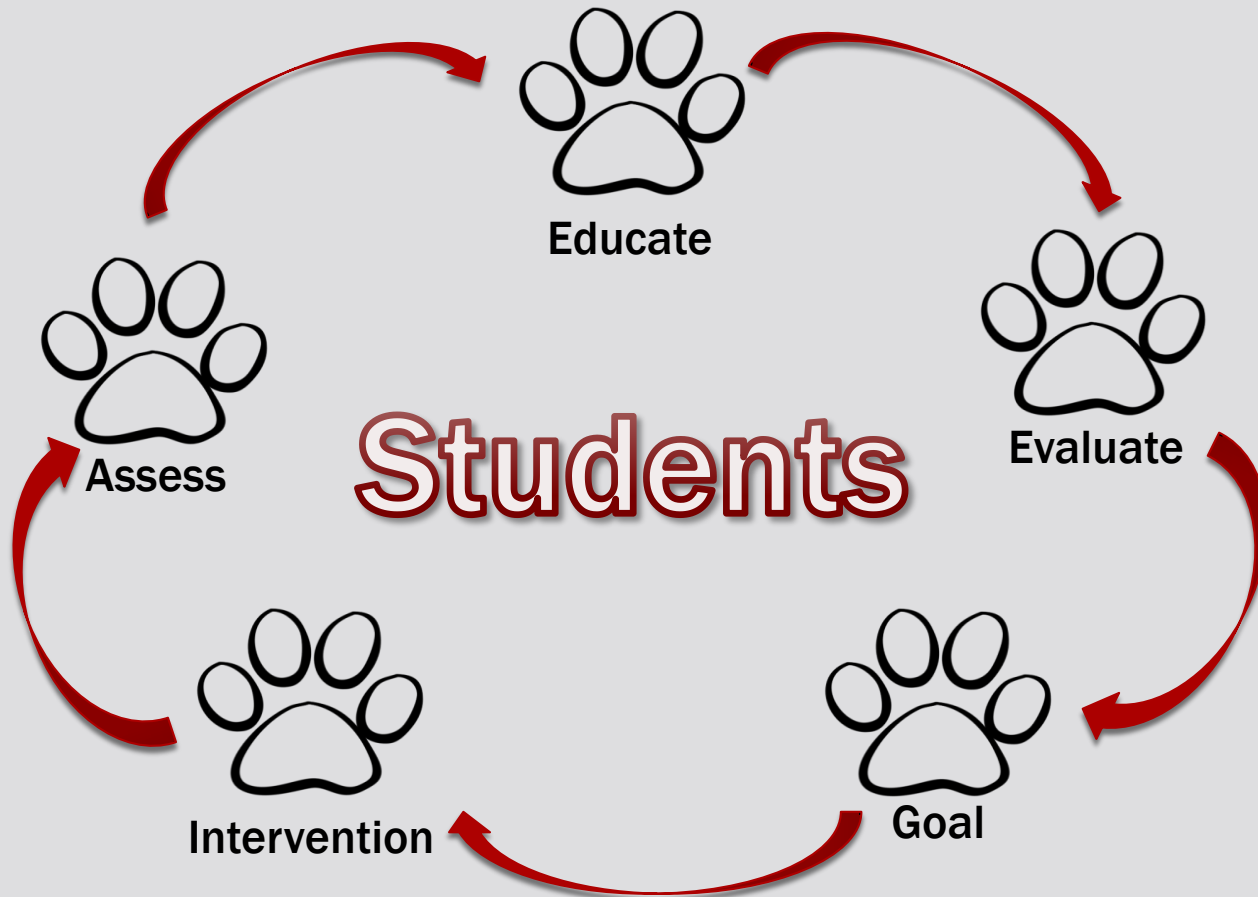
1st grade MAP averages



	1	2
non-IEP	142.4285714	167.4285714
IEP	147.2	164.8

- Students who were not on an IEP were expected to grow by 16 points, instead these students increased between Fall and Spring testing on average 25 points.
- 1st grade students receiving the tier 2 intervention who were on an IEP were expected to grow by 4 points, on average these students increased by 17.6 points.

NEXT STEPS



There is an ongoing cycle that revolves around the students to keep developing goals and interventions to reach the needs of students.