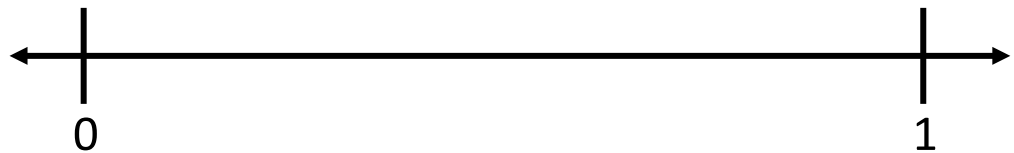


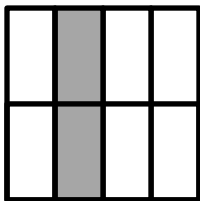
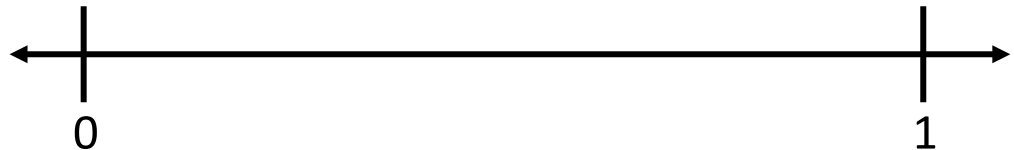
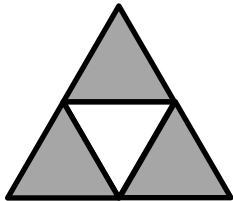




Name: _____ Date: _____

Figure out what the shaded part of each fraction is. Then show the fraction on a number line.



Big Idea #18: Connecting representations of fractions • Task 18D

Retrieved from the companion website for *Mine The Gap for Mathematical Understanding: Common Holes and Misconceptions and What to Do About Them, Grades 3-5* by John SanGiovanni. Thousand Oaks, CA: Corwin, www.corwin.com. Copyright © 2017 by Corwin. All rights reserved. Reproduction authorized only for the local school site or nonprofit organization that has purchased this book.