









Figure 7.6 Parent Communication Hacks

**Parent
Communication Hacks**

That Will Change Your Practice!

Do Not	Do
 <p>Give attribute praise. <i>"Your child is smart."</i></p>	 <p>Give specific examples. <i>"Your child takes initiative with problem solving, for example . . ."</i></p>
 <p>Blame the child. <i>"I have explained to your child why it is important to pay attention and he continues to choose to be disengaged."</i></p>	 <p>Consider your role. <i>"I am working to incorporate ways to better engage your son in the learning process. I will keep you updated on our progress."</i></p>
 <p>Assume status. <i>"Your child's behavior is not appropriate for 'x' grade and he knows that. Please reinforce these behavior expectations at home."</i></p>	 <p>Presuppose the parent is your partner. <i>"I wanted to discuss how I have been addressing some issues in the classroom to see if you find similar success at home."</i></p>
 <p>Use educational jargon. <i>"Your child has qualified for a Tier 2 intervention for reading."</i></p>	 <p>Provide a concise explanation. <i>"Recent assessment results show your child will benefit from a reading comprehension intervention."</i></p>