





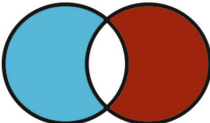



Figure 5.3 Tic-Tac-Toe Assessment

<p>Draw a picture to provide a different ending to the story.</p> 	<p>Record yourself retelling the story using pictures or a graphic organizer.</p> 	<p>Place pictures of the story in order and write captions for each picture. Use your story glossary.</p> 
<p>Write a poem that describes the setting of the story. Use your story glossary.</p> 	<p>Create a comic strip to illustrate the conclusion of a story.</p> 	<p>Write a paragraph describing the main character of the story. Use your story glossary.</p> 
<p>Use a Venn diagram to compare and contrast two characters in the story.</p> 	<p>Analyze five illustrations of the story and decide which best represents the climax. Explain why you chose that picture to a classmate.</p> 	<p>Answer questions about the story on the computer. Use your graphic organizer.</p> 