


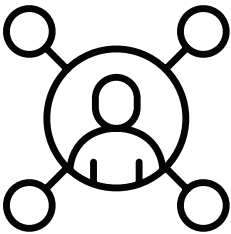



FIGURE 5.13 • Student-Facing Four Core Themes of Empathy KIM Chart

KEYWORD: THEME OF EMPATHY	IMPORTANT INFORMATION: DEFINITION/ COMPONENTS	MEMORY CLUE: IMAGE OR VIDEO CLIP	WHAT YOU CAN DO OR SAY TO SHOW EMPATHY
<p>Understanding</p> 	<p>Ability to understand how other people are feeling and why they feel that way</p>		<p>“I see that you are feeling lonely because you are new to our school.”</p>
<p>Feeling</p> 	<p>When someone is experiencing an emotion like being happy or sad, you have feelings that match theirs and are helpful to them</p>		
<p>Sharing</p> 	<p>When someone seems sad or happy, you start to feel the same way and share with them that you understand their feelings</p>		
<p>Individuality</p> 	<p>Recognizing that another person is not you, and that person’s emotions come from their own experiences, not from your experiences</p>		

Icons by iStock.com/StudioU; photo by iStock.com/Adennysyahputra

Retrieved from the companion website for *Social Emotional Learning for Multilingual Learners: Essential Actions for Success* by Diane Staehr Fenner and Mindi Teich. Thousand Oaks, CA: Corwin, www.corwin.com. Copyright © 2024 by Diane Staehr Fenner and Mindi Teich. All rights reserved. Reproduction authorized for educational use by educators, local school sites, and/or noncommercial or nonprofit entities that have purchased the book.