




FIGURE 4.13 Oral Language Activity-Planning Template

Lesson topic:	
Content objective(s):	
Language objective(s):	
Oral language task:	
<p>Practice 1: Come to the discussion prepared.</p> <p>How will you help ELs prepare for the academic conversation?</p> <p>©iStockphoto.com/bjdlzx</p> 	<p>Practice 2: Use appropriate body language.</p> <p>How will you support ELs in using appropriate body language during the discussion?</p> <p>©iStockphoto.com/Wavebreakmedia</p> 
<p>Practice 3: Participate by taking turns.</p> <p>How will you support ELs in taking turns during the discussion?</p> <p>©iStockphoto.com/Wavebreakmedia</p> 	<p>Practice 4: Make connections.</p> <p>How will you support ELs in making connections to what others have said and what they have previously learned?</p> <p>©iStockphoto.com/Choreograph</p> 