








2.3 Learning Strategies

Strategy Name	Description	Examples
Visualize 	Use images (real or mental) to learn new information, solve a problem, or remember key concepts.	<ul style="list-style-type: none"> • Make a mental movie while reading a story. • Draw a math problem. • Google an image of a new vocabulary word. • Add pictures to a graphic organizer.
Cooperate 	Talk with a peer to synthesize new content, solve a problem, understand a text, or practice a skill.	<ul style="list-style-type: none"> • Read a text with a partner, and discuss each section. • Work with a team to complete a task. • Ask a peer questions about the content, text, vocabulary, or grammar. • Read a peer's example work.
Use Resources 	Use dictionaries in any language, videos, images, calculators, and other tools to comprehend new information, problems, or texts.	<ul style="list-style-type: none"> • Watch a YouTube video to build background on a new concept. • Use a calculator to check math solutions. • Look up unknown words in an online dictionary.
Take Notes 	Write or draw ideas and concepts while listening, reading, or working in teams.	<ul style="list-style-type: none"> • Complete a Venn diagram to compare and contrast ideas. • Write notes and questions in the margins of the text. • Use Cornell Notes to study for a test. • Draw sketchnotes during or after a lesson with key ideas.
Summarize 	Make a mental, oral, or written summary of main ideas during a pause in listening or reading.	<ul style="list-style-type: none"> • Tell a partner what you understood in the lesson so far. • Write a one-sentence summary of the paragraph or page. • Draw a sketch to summarize key ideas of the lesson.

Strategy Name	Description	Examples
Activate Prior Knowledge 	Think about what you know about the topic. Connect the new information to something from background knowledge.	<ul style="list-style-type: none"> • Make an analogy, metaphor, or simile to describe new learning. • Link the task, text, or information to something you've done before. • Make a personal connection to the new information.
Monitor Comprehension 	Notice what you do or do not understand when listening or reading. Notice when comprehension breaks down and what causes it.	<ul style="list-style-type: none"> • Make notes about what you do and do not understand. • Highlight specific words or phrases you do not understand. • Ask clarifying questions.

Adapted from Chamot & O'Malley (2001).

Image sources:istock.com/Rakdee, istock.com/Alexander Ryabintsev, istock.com/bananajazz, istock.com/Hiranmay Baidya, istock.com/heartstock, istock.com-Userba9fe9ab_931, istock.com/Avector Image sources:istock.com/Rakdee, istock.com/Alexander Ryabintsev, istock.com/bananajazz, istock.com/Hiranmay Baidya, istock.com/heartstock, istock.com-Userba9fe9ab_931, istock.com/Avector