

DATA COLLECTION



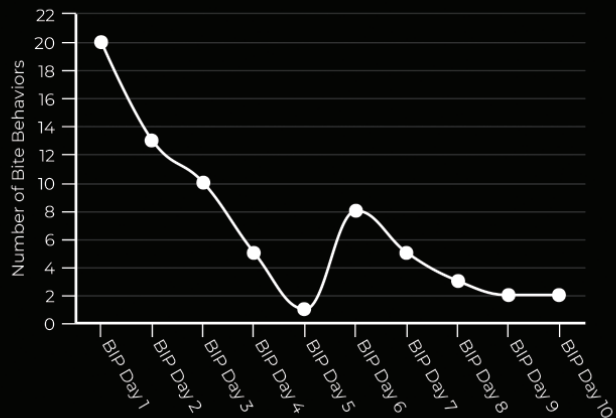
Key points and information you should know about collecting data on aggressive/dangerous behaviors



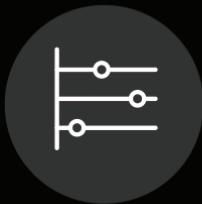
FREQUENCY RECORDING

Simple counting of how many times a target behavior occurs during a designated period of time (e.g., minute, hour, day, week)

FREQUENCY OF BITING BEHAVIOR



WHAT ELSE?



DURATION DATA

Basic percentage of time that a behavior occurs during the observation



INTERVAL DATA

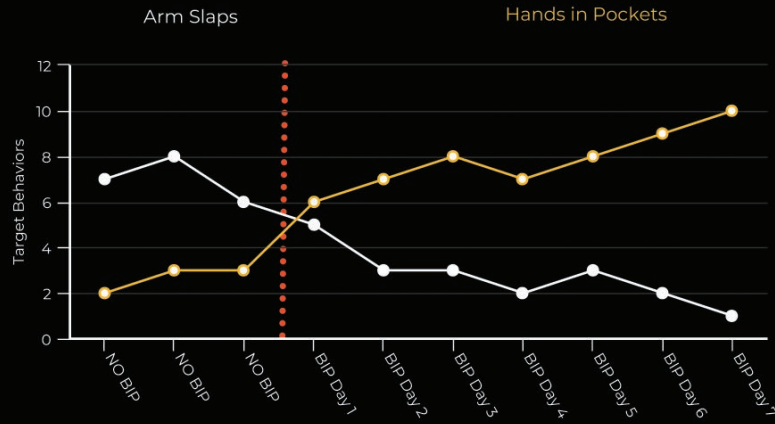
"Shortcut" for estimating the duration of a behavior. Periodic PREDETERMINED observation periods and records of whether the behavior is occurring.



ANTECEDENT DATA

WHERE and WHEN did the behavior occur? Can you find a pattern? what (if anything) can you modify in the "when" and the "where" to prevent aggression?

YOU MUST MONITOR FOR EFFECTS. DRAW A LINE. . . .



PRE/POST-BEHAVIORAL DATA GIVES THE TEAM A HEADS-UP.

All you need is an x- and a y-axis. Use crayons if you have to! It doesn't need to be complicated or all perfect on a spreadsheet (although, ahem, it's very nice).

Plot progress of target behaviors. Conducting a BIP in ASPEN means you should also be measuring the progress of the new, positive replacement behavior you are attempting to teach.

Establishing a baseline PRIOR to your intervention can be tricky because you don't want any dangerous or aggressive behavior to persist without intervention. In many cases, you may have to ask those affected for an approximate count/duration/frequency of the behavior prior to your intervention.

www.totempd.com