










 <p>Email Etiquette</p> <p>How has email changed since you were in school?</p>	 <p>Collaboration</p> <p>How has collaboration changed since you were in school?</p>	
 <p>SEL</p> <p>How has emotional literacy and intelligence changed since you were in school?</p>	<p>Why is email important? What can we do to teach email etiquette to our students?</p> <p>Why are SEL skills important? What can we do to teach students to successfully foster and utilize these skills?</p>	<p>Why is collaboration important? What can we do to teach students these skills?</p> <p>Why are visual literacy and presentation skills important? What can we do to teach students these skills?</p>	 <p>Visual Literacy</p> <p>How have visual literacy and presentations changed since you were in school?</p>
 <p>Curation</p> <p>How has curation changed since you were in school?</p>	<p>Why is curation important? What can we do to foster positive use of these tools and resources?</p> <p>Why is social media important? What can we do to foster positive use of these tools with our students?</p>	<p>Why are projects and publishing important? What skills must we teach students to be successful with these?</p> <p>Why are portfolios and resumes important? What skills do students need to be successful?</p>	<p>Projects & Publishing</p>  <p>How have projects and publishing changed since you were in school?</p>
	 <p>Social Media</p> <p>How has social media changed since you were in school?</p>	<p>Portfolios & Resumes</p>  <p>How have portfolios and resumes changed since you were in school?</p>	



Cultivating Communication
<http://amzn.to/2eSCUr3>

1. **Cut:** Cut out the Now and Then Communication Catcher and turn over with text side down.
2. **Fold:** Fold like a Cootie Catcher.
3. **Play:** Insert fingers in four corners.
4. **Interact:** Determine who has the most social network accounts, and use that number to move the Communication Catcher.
5. **Choice:** Read the directions for the activity you land on by opening the flap.

Now and Then Communication Catcher