


	<b>Audience</b> Who is your audience (e.g., peers, parents, community)?	<b>Audience Needs</b> What does your audience expect or need (e.g., info for a test, new findings)?	
<b>Citations &amp; Protected Work</b> How will you find copyright-free images and cite third-party content appropriately?	Who could be positively impacted by your work and findings? How will you cite and protect your own work, content, and media?	What types of needs would be nonnegotiable for your audience? What types of media would best illustrate or be most impactful to include?	<b>Media</b> What types of media (e.g., video, photo, charts, tables) do you intend on including within your presentation?
<b>Research &amp; Support</b> What sites and sources will be best for discovering content, info, and research on your topic?	Who are the experts that exist in your field or topic? How could you incorporate their work or contact them? What mini-goals could you set for yourself?	What do I want to leave my audience thinking, knowing, believing, able to do, or wondering about? What types of tools or media will be most effective for publishing or starting your work or product?	<b>Sharing/Publishing</b> Will you be sharing or publishing your work or product?
	<b>Timeline</b> What is the timeline for your project?	<b>Goal</b> What is the ultimate goal of this project? Summarize this in 140 characters or less.	



1. **Cut:** Cut out Project Inquiry Communication Catcher and turn over with text side down.
2. **Fold:** Fold like a Cootie Catcher.
3. **Play:** Insert fingers in four corners.
4. **Interact:** Determine who has the most publishing or creating apps or tools on their phone or iPad, and use that number to move the Communication Catcher.
5. **Choice:** Read the directions for the activity you land on by opening the flap. Complete the discussion.

### Project Inquiry Communication Catcher