

## Compendium 17. Elementary Reading Attitude Survey

### Directions for Use

The Elementary Reading Attitude Survey provides a quick indication of student attitudes toward reading. It consists of 20 items and can be administered to an entire classroom in about 10 minutes. Each item presents a brief, simply worded statement about reading, followed by four pictures of Garfield. Each pose is designed to depict a different emotional state, ranging from very positive to very negative.

### Administration

Begin by telling students that you wish to find out how they feel about reading. Emphasize that this is *not* a test and that there are no “right” answers. Encourage sincerity.

Distribute the survey forms and, if you wish to monitor the attitudes of specific students, ask them to write their names in the space at the top. Hold up a copy of the survey so that the students can see the first page. Point to the picture of Garfield at the far left of the first item. Ask the students to look at this same picture on their own survey form. Discuss with them the mood Garfield seems to be in (very happy). Then move to the next picture and again discuss Garfield’s mood (this time, a *little* happy). In the same way, move to the third and fourth pictures and talk about Garfield’s moods—a little upset and very upset. It is helpful to point out the position of Garfield’s *mouth*, especially in the middle two figures.

Explain that together you will read some statements about reading and that the students should think about how they feel about each statement. They should then circle the picture of Garfield that is closest to their own feelings. (Emphasize that the students should respond according to their own feelings, not as Garfield might respond!) Read each item aloud slowly and distinctly; then read it a second time while students are thinking. Be sure to read the item *number* and to remind students of page numbers when new pages are reached.

### Scoring

To score the survey, count four points for each leftmost (happiest) Garfield circled, three for each slightly smiling Garfield, two for each mildly upset Garfield, and one point for each very upset (rightmost) Garfield. Three scores for each student can be obtained: the total for the first 10 items, the total for the second 10, and a composite total. The first half of the survey relates to attitude toward recreational reading; the second half relates to attitude toward academic aspects of reading.

### Interpretation


You can interpret scores in two ways. One is to note informally where the score falls in regard to the four nodes of the scale. A total score of 50, for example, would fall about midway on the scale, between the slightly happy and slightly upset figures, therefore indicating a relatively indifferent overall attitude toward reading. The other approach is more formal. It involves converting the raw scores into percentile ranks by means of the table in the Elementary Reading Attitude Survey Scoring Sheet. Be sure to use the norms for the right grade level and to note the column headings (Rec = recreational reading, Aca = academic reading, Tot = total score). If you wish to determine the average percentile rank for your class, average the raw scores first; then use the table to locate the percentile rank corresponding to the raw score mean. Percentile ranks cannot be averaged directly.

## Elementary Reading Attitude Survey


School: \_\_\_\_\_ Grade: \_\_\_\_\_ Name: \_\_\_\_\_

**Directions:** Please circle the picture that describes how you feel when you read a book.


1. How do you feel when you read a book on a rainy Saturday?




2. How do you feel when you read a book in school during free time?




3. How do you feel about reading for fun at home?



4. How do you feel about getting a book for a present?



5. How do you feel about spending free time reading a book?



6. How do you feel about starting a new book?



7. How do you feel about reading during summer vacation?



8. How do you feel about reading instead of playing?



9. How do you feel about going to a bookstore?



10. How do you feel about reading different kinds of books?



11. How do you feel when a teacher asks you questions about what you read?



12. How do you feel about reading workbook pages and worksheets?



13. How do you feel about reading in school?



14. How do you feel about reading your school books?



15. How do you feel about learning from a book?



16. How do you feel when it's time for reading in class?



17. How do you feel about stories you read in reading class?



18. How do you feel when you read out loud in class?



19. How do you feel about using a dictionary?



20. How do you feel about taking a reading test?



# Elementary Reading Attitude Survey Scoring Sheet

Student's name: \_\_\_\_\_

Teacher: \_\_\_\_\_

Grade: \_\_\_\_\_ Administration Date: \_\_\_\_\_

Scoring Guide	
4 points	Happiest Garfield
3 points	Slightly smiling Garfield
2 points	Mildly upset Garfield
1 point	Very upset Garfield

### Recreational Reading

1. \_\_\_\_\_
2. \_\_\_\_\_
3. \_\_\_\_\_
4. \_\_\_\_\_
5. \_\_\_\_\_
6. \_\_\_\_\_
7. \_\_\_\_\_
8. \_\_\_\_\_
9. \_\_\_\_\_
10. \_\_\_\_\_

Raw Score: \_\_\_\_\_

### Academic Reading

1. \_\_\_\_\_
2. \_\_\_\_\_
3. \_\_\_\_\_
4. \_\_\_\_\_
5. \_\_\_\_\_
6. \_\_\_\_\_
7. \_\_\_\_\_
8. \_\_\_\_\_
9. \_\_\_\_\_
10. \_\_\_\_\_

Raw Score: \_\_\_\_\_

Full-Scale Raw Score .....(Recreational+Academic): \_\_\_\_\_

Percentile Ranks: .....Recreational:

.....Academic:

.....Full Scale:

Source: McKenna, M. C., & Kear, D. (1990). Measuring attitude toward reading: A new tool for teachers. *The Reading Teacher*, 43, 626-639. Used with permission. (© PAWS, www.professorgarfield.org. Survey designed by Dennis J. Kear, Wichita State University.)

Retrieved from the companion website for *Teaching Literacy in the Visible Learning Classroom, Grades K-5* by Douglas Fisher, Nancy Frey, and John Hattie. Thousand Oaks, CA: Corwin. Reproduction authorized only for the local school site or nonprofit organization that has purchased this book.