









Name: _____ Date: _____

Write the missing numbers in the dark boxes  on the integer chart.

-50	-49	-48	-47	-46	-45		-43		
							-23		
	-19						-13		
-10	-9						-3		
0	1	2	3	4	5	6	7	8	9
10									19
		22							
									49
50	51	52							
									

Big Idea 9: Representing Integers • Task C

Retrieved from the companion website for *Mine the Gap for Mathematical Understanding, Grades 6–8: Common Holes and Misconceptions and What To Do About Them* by John SanGiovanni and Jennifer Rose Novak. Thousand Oaks, CA: Corwin, www.corwin.com. Copyright © 2018 by Corwin. All rights reserved. Reproduction authorized only for the local school site or nonprofit organization that has purchased this book.