









# 1.1 Count On! Activity Sheet #1

Place one counter on each horse. Count the counters, one at a time, as you place them on the horses. Record the total on your paper.

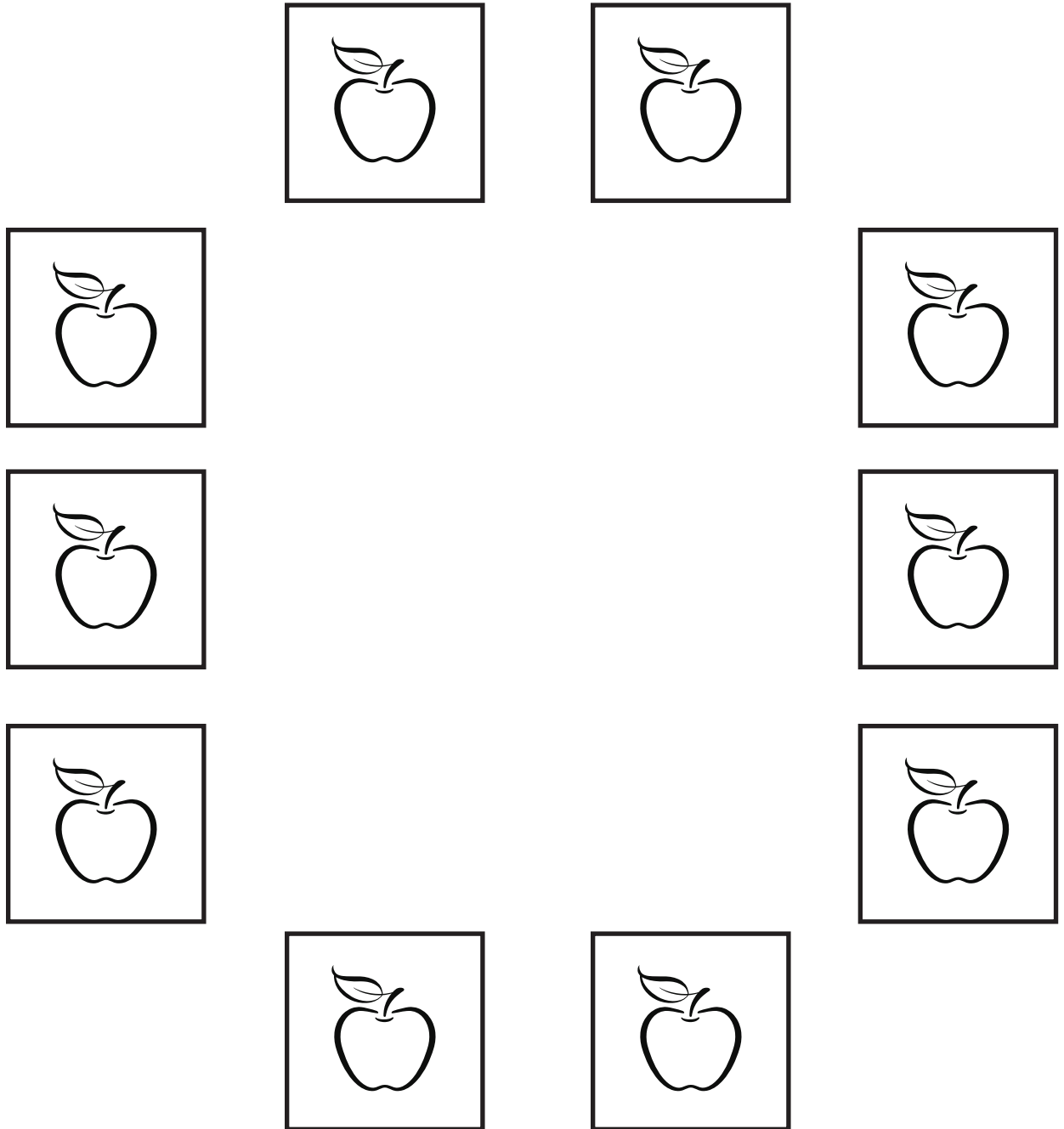


Source: Horse image from Kositskaya Olga/iStock.com

Retrieved from the companion website for *Mastering Math Manipulatives, Grades K-3: Hands-On and Virtual Activities for Building and Connecting Mathematical Ideas* by Sara Delano Moore and Kimberly Rimbey. Thousand Oaks, CA: Corwin, [www.corwin.com](http://www.corwin.com). Copyright © 2022 by Corwin Press, Inc. All rights reserved. Reproduction authorized for educational use by educators, local school sites, and/or noncommercial or nonprofit entities that have purchased the book.

## 1.1 Count On! Activity Sheet #2

Place one counter on each apple. Count the counters, one at a time, as you place them on the apples. Record the total on your paper.









Source: Apple image from aykuterdogan/iStock.com

Retrieved from the companion website for *Mastering Math Manipulatives, Grades K-3: Hands-On and Virtual Activities for Building and Connecting Mathematical Ideas* by Sara Delano Moore and Kimberly Rimbey. Thousand Oaks, CA: Corwin, www.corwin.com. Copyright © 2022 by Corwin Press, Inc. All rights reserved. Reproduction authorized for educational use by educators, local school sites, and/or noncommercial or nonprofit entities that have purchased the book.

## 1.1 Count On! Activity Sheet #3

Place one counter on each flower. Count the counters, one at a time, as you place them on the flowers. Record the total on your paper.












Source: Flower image from PCH-Vector/iStock.com

Retrieved from the companion website for *Mastering Math Manipulatives, Grades K-3: Hands-On and Virtual Activities for Building and Connecting Mathematical Ideas* by Sara Delano Moore and Kimberly Rimbey. Thousand Oaks, CA: Corwin, www.corwin.com. Copyright © 2022 by Corwin Press, Inc. All rights reserved. Reproduction authorized for educational use by educators, local school sites, and/or noncommercial or nonprofit entities that have purchased the book.

## 1.1 Count On! Activity Sheet #4

Place one counter on each apple. Count the counters, one at a time, as you place them on the apples.



Source: Car image from zak00/iStock.com

Retrieved from the companion website for *Mastering Math Manipulatives, Grades K-3: Hands-On and Virtual Activities for Building and Connecting Mathematical Ideas* by Sara Delano Moore and Kimberly Rimbey. Thousand Oaks, CA: Corwin, [www.corwin.com](http://www.corwin.com). Copyright © 2022 by Corwin Press, Inc. All rights reserved. Reproduction authorized for educational use by educators, local school sites, and/or noncommercial or nonprofit entities that have purchased the book.

## 1.1 Count On! Recording Sheet

|       |       |
|-------|-------|
| <hr/> | <hr/> |
| <hr/> | <hr/> |
| <hr/> | <hr/> |