


Instructions:

- 1 **CUT** along dotted lines
- 2 **FOLD** along straight lines
- 3 **TAPE** two ends together to form a triangle

ALIGN ARROWS AND TAPE TOGETHER

CUT

FOLD



FOLD

Independent Reading Station



FOLD

ALIGN ARROWS AND TAPE TOGETHER

CUT


Instructions:

- 1** CUT along dotted lines
- 2** FOLD along straight lines
- 3** TAPE two ends together to form a triangle

ALIGN ARROWS AND TAPE TOGETHER

← CUT

← FOLD



← FOLD

Partner Reading Station



← FOLD

ALIGN ARROWS AND TAPE TOGETHER

← CUT

Instructions:

- 1** CUT along dotted lines
- 2** FOLD along straight lines
- 3** TAPE two ends together to form a triangle

ALIGN ARROWS AND TAPE TOGETHER

CUT

FOLD



FOLD

Writing Station



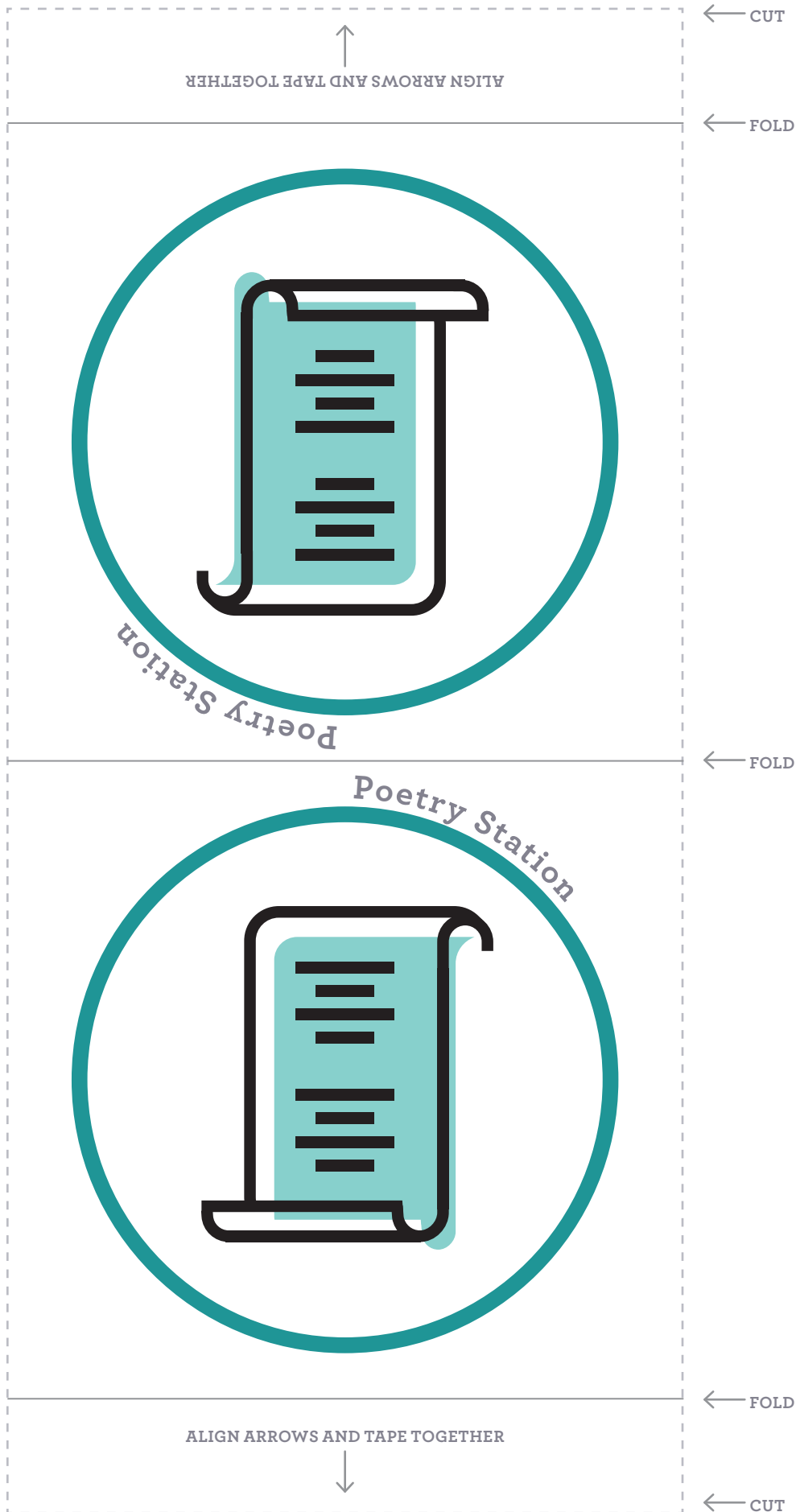
FOLD

ALIGN ARROWS AND TAPE TOGETHER

CUT

Instructions:

- 1 CUT** along dotted lines
- 2 FOLD** along straight lines
- 3 TAPE** two ends together to form a triangle



Instructions:

- 1 **CUT** along dotted lines
- 2 **FOLD** along straight lines
- 3 **TAPE** two ends together to form a triangle

ALIGN ARROWS AND TAPE TOGETHER

← CUT

← FOLD



← FOLD

Drama Station




← FOLD

ALIGN ARROWS AND TAPE TOGETHER

← CUT

Instructions:

- 1** **CUT** along dotted lines
- 2** **FOLD** along straight lines
- 3** **TAPE** two ends together to form a triangle




Instructions:

- 1** **CUT** along dotted lines
- 2** **FOLD** along straight lines
- 3** **TAPE** two ends together to form a triangle



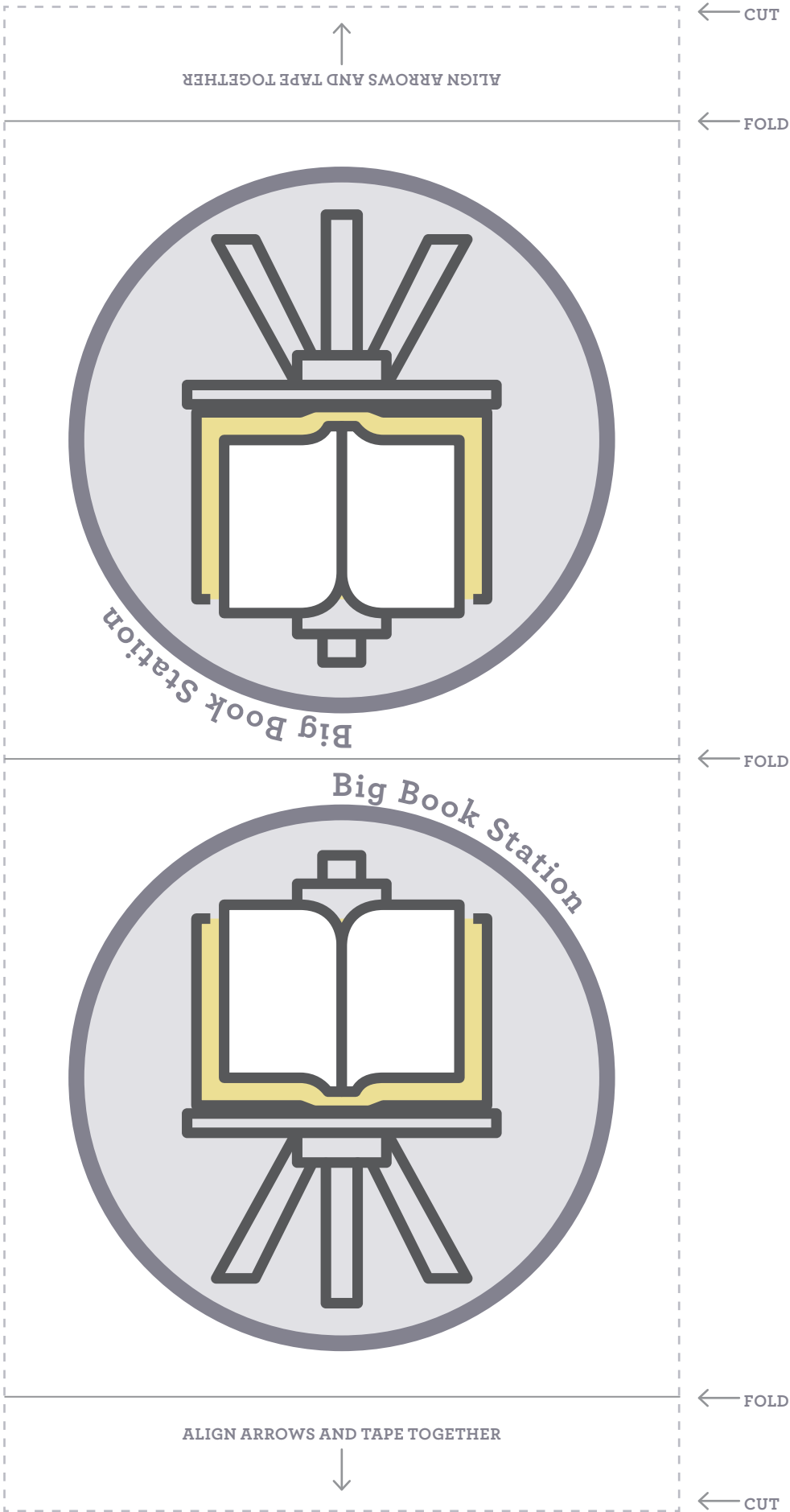
Instructions:

- 1** CUT along dotted lines
- 2** FOLD along straight lines
- 3** TAPE two ends together to form a triangle



Instructions:

- 1** CUT along dotted lines
- 2** FOLD along straight lines
- 3** TAPE two ends together to form a triangle



Instructions:

- 1 **CUT** along dotted lines
- 2 **FOLD** along straight lines
- 3 **TAPE** two ends together to form a triangle



Instructions:

- 1** **CUT** along dotted lines
- 2** **FOLD** along straight lines
- 3** **TAPE** two ends together to form a triangle