
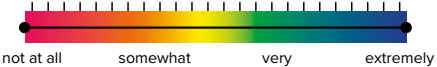

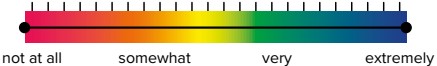

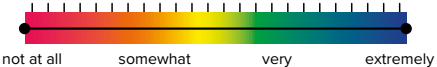

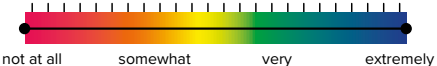

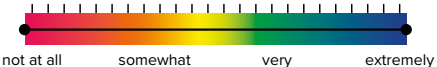


FACTOR	USING THE “TRAFFIC LIGHT” SCALE, EVALUATE YOUR CURRENT LEVEL OF IMPLEMENTATION (GREEN IS GOOD OR REGULARLY; RED IS THE OPPOSITE).	USING THE SCALE BELOW, DETERMINE HOW IMPORTANT THIS FACTOR IS FOR YOU.
Reflecting on teacher– student relationships and mindframes of great teachers		
Considering characteristics of teacher–student relationships		
Maintaining teacher–student relationships		
Fostering healthy peer relationships		
Reaching the hard-to-teach student		
Increasing touchpoints with students and families	