

Our group:

Getting to Zero

Directions: For each section, rotate who will be the hands, who is the brain, and who is the pencil. Initial each round who is in the different roles.

Modeling Absolute Value

1. _____ Hands _____ Brain _____ Pencil

a. Use a number line to show an absolute value of 4. Notation (Write it in math)



_____ Hands _____ Brain _____ Pencil

b. Use a number line to show an absolute value of 4 . Notation (Write it in math)
a different way.



2. _____ Hands _____ Brain _____ Pencil

a. Use 2-color counters to show an absolute value of 4. Notation (Write it in math)
Draw the counters below.




_____ Hands _____ Brain _____ Pencil

- b. Use 2-color counters to show an absolute value of 4. Notation (Write it in math)
Draw the counters below.

Modeling Zero


1. _____ Hands _____ Brain _____ Pencil

- a. Use a number line to show a sum of 0. Notation (Write it in math)




_____ Hands _____ Brain _____ Pencil

- b. Use a number line to show a different sum of 0. Notation (Write it in math)



_____ Hands _____ Brain _____ Pencil

- c. Use a number line to show a third sum of 0. Notation (Write it in math)



2. _____ Hands _____ Brain _____ Pencil

- a. Use 2-color counters to show a sum of 0.
Draw the counters below.

Notation (Write it in math)

-

_____ Hands _____ Brain _____ Pencil

- b. Use 2-color counters to show a different sum of 0.
Draw the counters below.

Notation (Write it in math)

-

- c. Use 2-color counters to show a third sum of 0.
Draw the counters below.

Notation (Write it in math)

-

3. As a group, come up with an explanation of how to “make zero.” You must use the three vocabulary terms: Absolute value, positive and negative.

